

2022 4 2

2022 4 12 9.00

9

9

3

6

9

0

0

2021

2021

2021

2021

359,942,322.42

28,300,589.18

1,950,229,286.53

2021 12 31

159,088,075

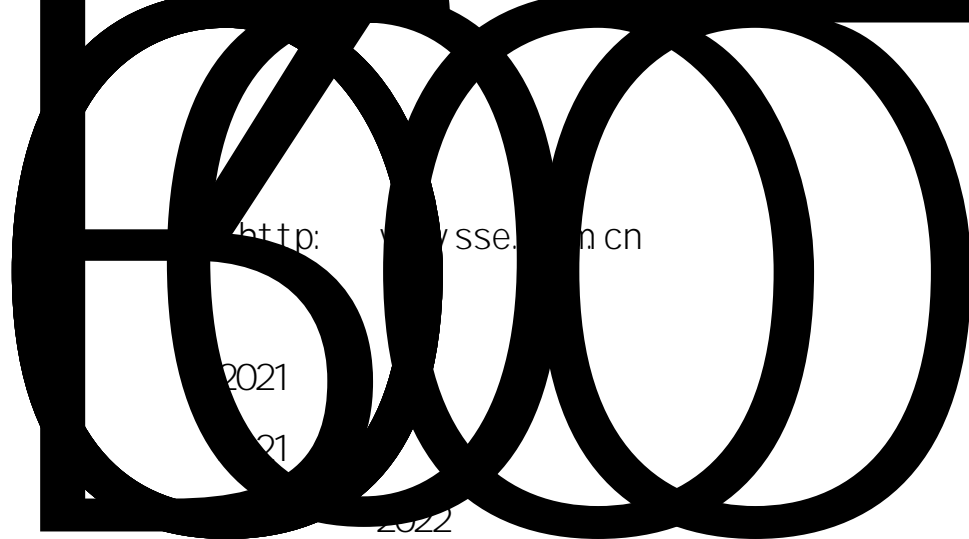
10

4.00

63,635,230.00

224.85%

2022 4 13



<http://www.sse.com.cn>

2022-005

2021

2021

2022

2021



2022

2022 4 13

<http://www.sse.com.cn>

2022-006

2021

2022 4 13  

<http://www.sse.com>

45,000

5,000

40,000

20,000

2

20,000

3

30,000

4

70,000

35,000

5,000

30,000

35,000

5,000



20,000

2022 4 13

[http: www.sse.com.cn](http://www.sse.com.cn)

2022-007

1

2

1

S3



